

















Situación de los préstamos refinanciados

Datos a junio de 2013

ENTIDAD	CRÉDITOS PROMOTOR (MILL.€)	REFINANCIADOS PROMOTOR (MILL. €)	%	COBERTURA PROMOTOR (MILL. €)	TASA DE COBERTURA PROMOTOR (%)	TOTAL REFINANCIADOS (MILL. €)	TOTAL COBERTURA (MILL. €)	TASA COBERTURA (%)
 La Caixa	24.963	8.370	33,52	3.000	35,84	25.963	4.960	19,10
 Popular	20.763	7.758	37,36	1.743	22,46	14.363	2.401	16,71
 Sabadell	17.197	6.529	37,96	2.503	38,33	15.845	3.295	20,79
 BBVA	14.537	8.217	56,52	2.897	35,25	30.472	5.035	16,52
 Santander	14.058	10.531	74,91	5.869	55,73	55.682	10.625	19,08
 Kutxabank	5.495	2.685	48,86	954	35,53	5.359	1.229	22,93
 Ibercaja	3.455	2.457	71,11	690	28,08	4.256	757	17,78
 Bankia BFA-Bankia	3.056	1.811	59,26	1.080	59,63	22.162	5.423	24,46
 Unicaja	2.284	1.380	60,43	348	25,21	3.454	610	17,66
 Catalunya Banc	1.071	261	24,30	181	69,34	8.379	1.741	20,77
 Bankinter	873	306	35,09	78	25,49	1.424	216	15,16
 Ceiss	755	348	46,17	149	42,81	2.747	515	18,70
 Novagalicia	686	560	81,73	256	45,71	8.022	2.471	30,80
 BMN	532	248	46,61	68	27,41	3.715	438	11,79
 Liberbank	3.525	1.726	48,90	612	35,45	3.937	1.101	27,96
 Total	113.350	53.187	46,92	2.0431	38,41	205.780	40.817	19,83